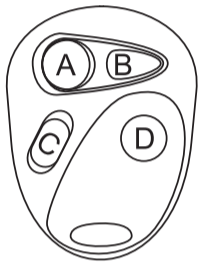
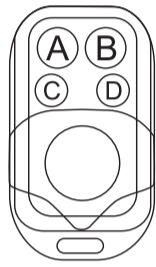


1

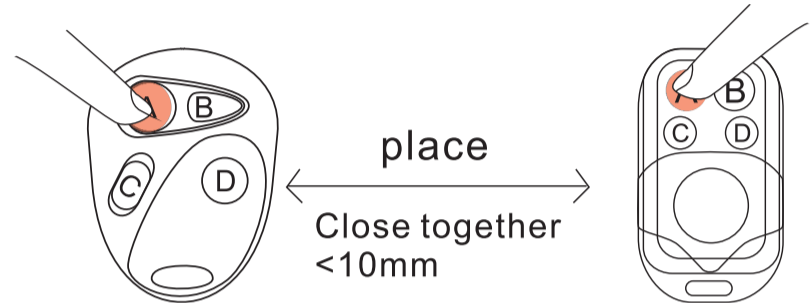


Original remote



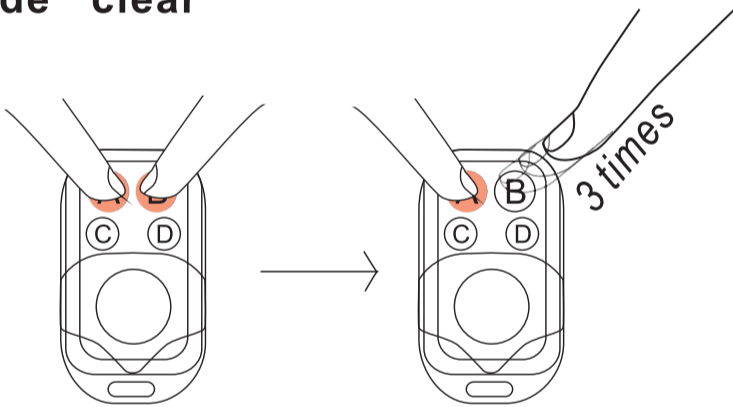
Clone remote

3. Code clone



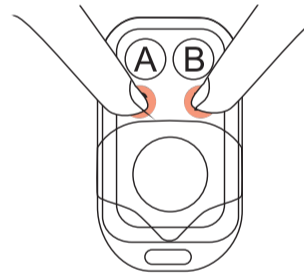
Place the original and the clone remote close together. Then press the button to be programmed on both remotes and hold until LED flashes steadily on the clone remote. . Programming is complete - Repeat steps program extra buttons.

2. Code clear



Hold down buttons A and B until the LED flashes, then release the button B and press three times (at the same time, button A is pressed all the time)

4. Code recovery



If you erase the code stored on the copied remote controller incaution, you can resume it by pressing and holding both of the "3" and "4" button on the remote controllers at the same time, after 10 seconds, the LED flash 2 times and turn off which indicated the code of the copy remote controller is resumed.